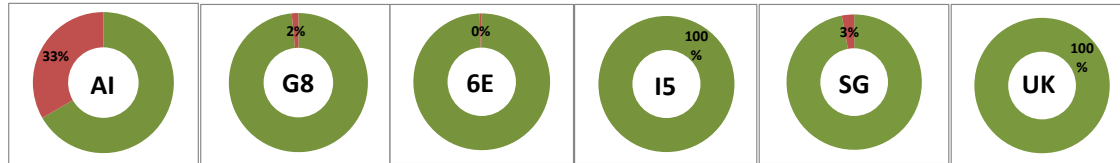


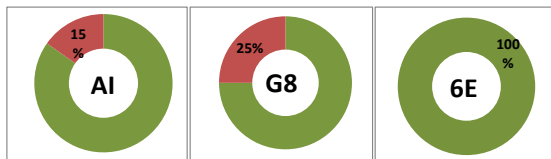
AUGUST 2020 DEPARTURES (0300 - 0900)

AIRLINES	TOTAL DEPARTURES	FLIGHTS ON TIME (STD + 15 min)	FLIGHTS DELAYED (STD + MORE THAN 15 Min)	% ON TIME	% DELAYED	NUMBER OF FLIGHTS DELAYED DUE TO										TOTAL DEPARTURE DELAY
						AIRLINES					AIRPORT		WEATHER		ATC	
						PASSENGER & BAGGAGE HANDLING (IATA CODES 11-18)	AIRCRAFT & RAMP HANDLING (IATA CODES 31-39)	TECHNICAL, AUTOMATED EQUIPMENT FAILURE (IATA CODES 41-48)	OPERATIONS, CREW (IATA CODES 61-69)	REACTIONARY REASONS (IATA CODES 91-96)	AIRPORT FACILITIES (IATA CODES 87,89)	IMMIGRATION, CUSTOMS, HEALTH (IATA CODE 86)	DESTINATION AIRPORT BELOW MINIMA (IATA CODE 72)	DEPARTURE AERODROME BELOW MINIMA (IATA CODE 71)	ATFM (IATA CODES 81-84)	
AI	27	18	9	67%	33%	0.00	0.00	0.00	1.00	1.00	0.00	0.00	7.00	0.00	0.00	9
G8	65	64	1	98%	2%	0.00	0.00	0.00	1.00	0.00	0.00	0.00	0.00	0.00	0.00	1
6E	204	203	1	100%	0%	0.00	0.00	1.00	0.00	0.00	0.00	0.00	0.00	0.00	0.00	1
I5	32	32	0	100%	0%	0.00	0.00	0.00	0.00	0.00	0.00	0.00	0.00	0.00	0.00	0
SG	68	66	2	97%	3%	0.00	0.00	0.00	1.00	0.00	0.00	1.00	0.00	0.00	0.00	2
UK	26	26	0	100%	0%	0.00	0.00	0.00	0.00	0.00	0.00	0.00	0.00	0.00	0.00	0
2T	0	0	0	0%	0%	0.00	0.00	0.00	0.00	0.00	0.00	0.00	0.00	0.00	0.00	0
OG	0	0	0	0%	0%	0.00	0.00	0.00	0.00	0.00	0.00	0.00	0.00	0.00	0.00	0
	422	409	13	97%	3%											



AUGUST 2020 ARRIVALS (0300 - 0900)

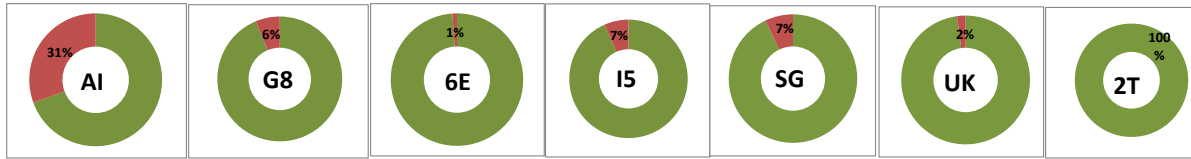
AIRLINES	TOTAL ARRIVALS	FLIGHTS ON TIME (STA + 15 min)	FLIGHTS DELAYED (STA + MORE THAN 15 Min)	% ON TIME	% DELAYED	NUMBER OF FLIGHTS DELAYED DUE TO										TOTAL ARRIVAL DELAY
						AIRLINES					AIRPORT		WEATHER		ATC	
						PASSENGER & BAGGAGE HANDLING (IATA CODES 11-18)	AIRCRAFT & RAMP HANDLING (IATA CODES 31-39)	TECHNICAL, AUTOMATED EQUIPMENT FAILURE (IATA CODES 41-48)	OPERATIONS, CREW (IATA CODES 61-69)	REACTIONARY REASONS (IATA CODES 91-96)	AIRPORT FACILITIES (IATA CODES 87,89)	AIRPORT SECURITY (IATA CODE 85)	DESTINATION AIRPORT BELOW MINIMA (IATA CODE 72)	DEPARTURE AERODROME BELOW MINIMA (IATA CODE 71)	ATFM (IATA CODES 81-84)	
AI	46	39	7	85%	15%	-	-	-	-	-	-	-	-	-	-	-
G8	4	3	1	75%	25%	-	-	-	-	-	-	-	-	-	-	-
6E	23	23	0	100%	0%	-	-	-	-	-	-	-	-	-	-	-
I5	0	0	0	0%	0%	-	-	-	-	-	-	-	-	-	-	-
SG	0	0	0	0%	0%	-	-	-	-	-	-	-	-	-	-	-
UK	0	0	0	0%	0%	-	-	-	-	-	-	-	-	-	-	-
2T	0	0	0	0%	0%	-	-	-	-	-	-	-	-	-	-	-
OG	0	0	0	0%	0%	-	-	-	-	-	-	-	-	-	-	-
	73	65	8	89%	11%											



Delay Percentage

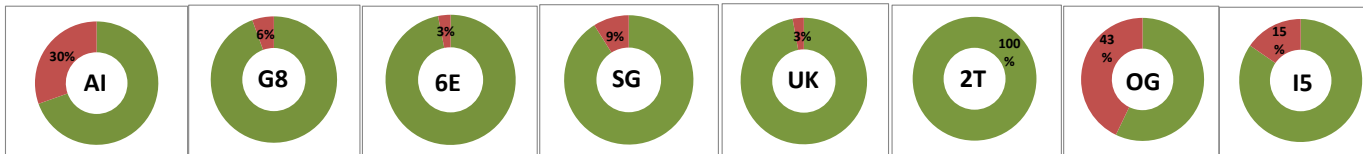
AUGUST 2020 DEPARTURES (0900 - 1500)

AIRLINES	TOTAL DEPARTURES	FLIGHTS ON TIME (STD + 15 min)	FLIGHTS DELAYED (STD + MORE THAN 15 Min)	% ON TIME	% DELAYED	NUMBER OF FLIGHTS DELAYED DUE TO										TOTAL DEPARTURE DELAY
						AIRLINES					AIRPORT		WEATHER		ATC	
						PASSENGER & BAGGAGE HANDLING (IATA CODES 11-18)	AIRCRAFT & RAMP HANDLING (IATA CODES 31-39)	TECHNICAL, AUTOMATED EQUIPMENT FAILURE (IATA CODES 41-48)	OPERATIONS, CREW (IATA CODES 61-69)	REACTIONARY REASONS (IATA CODES 91-96)	AIRPORT FACILITIES (IATA CODES 87,89)	IMMIGRATION, CUSTOMS, HEALTH (IATA CODE 86)	DESTINATION AIRPORT BELOW MINIMA (IATA CODE 72)	DEPARTURE AERODROME BELOW MINIMA (IATA CODE 71)	ATFM (IATA CODES 81-84)	
AI	111	77	34	69%	31%	0.00	1.00	1.00	6.00	6.00	0.00	2.00	16.00	1.00	1.00	34
G8	79	74	5	94%	6%	0.00	0.00	0.00	3.00	2.00	0.00	0.00	0.00	0.00	0.00	5
6E	272	269	3	99%	1%	0.00	0.00	0.00	0.00	2.00	0.00	0.00	0.00	0.00	1.00	3
I5	15	14	1	93%	7%	0.00	0.00	0.00	0.00	1.00	0.00	0.00	0.00	0.00	0.00	1
SG	170	158	12	93%	7%	0.00	0.00	3.00	0.00	6.00	0.00	2.00	1.00	0.00	0.00	12
UK	94	92	2	98%	2%	0.00	0.00	1.00	1.00	0.00	0.00	0.00	0.00	0.00	0.00	2
2T	8	8	0	100%	0%	0.00	0.00	0.00	0.00	0.00	0.00	0.00	0.00	0.00	0.00	0
OG	0	0	0	0%	0%	0.00	0.00	0.00	0.00	0.00	0.00	0.00	0.00	0.00	0.00	0
	749	692	57	92%	8%											



AUGUST 2020 ARRIVALS (0900 - 1500)

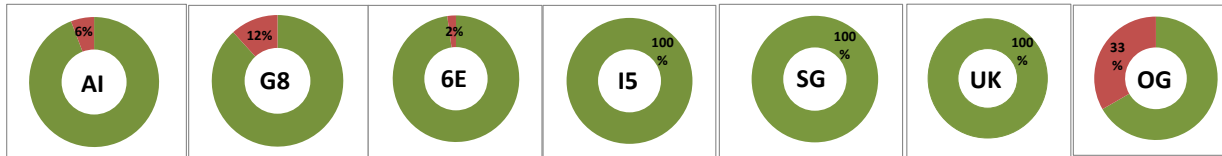
AIRLINES	TOTAL ARRIVALS	FLIGHTS ON TIME (STA + 15 min)	FLIGHTS DELAYED (STA + MORE THAN 15 Min)	% ON TIME	% DELAYED	NUMBER OF FLIGHTS DELAYED DUE TO										TOTAL ARRIVAL DELAY
						AIRLINES					AIRPORT		WEATHER		ATC	
						PASSENGER & BAGGAGE HANDLING (IATA CODES 11-18)	AIRCRAFT & RAMP HANDLING (IATA CODES 31-39)	TECHNICAL, AUTOMATED EQUIPMENT FAILURE (IATA CODES 41-48)	OPERATIONS, CREW (IATA CODES 61-69)	REACTIONARY REASONS (IATA CODES 91-96)	AIRPORT FACILITIES (IATA CODES 87,89)	AIRPORT SECURITY (IATA CODE 85)	DESTINATION AIRPORT BELOW MINIMA (IATA CODE 72)	DEPARTURE AERODROME BELOW MINIMA (IATA CODE 71)	ATFM (IATA CODES 81-84)	
AI	23	16	7	70%	30%	-	-	-	-	-	-	-	-	-	-	-
G8	54	51	3	94%	6%	-	-	-	-	-	-	-	-	-	-	-
6E	258	250	8	97%	3%	-	-	-	-	-	-	-	-	-	-	-
I5	39	33	6	85%	15%	-	-	-	-	-	-	-	-	-	-	-
SG	145	132	13	91%	9%	-	-	-	-	-	-	-	-	-	-	-
UK	35	34	1	97%	3%	-	-	-	-	-	-	-	-	-	-	-
2T	8	8	0	100%	0%	-	-	-	-	-	-	-	-	-	-	-
OG	7	4	3	57%	43%	-	-	-	-	-	-	-	-	-	-	-
	569	528	41	93%	7%											



Delay Percentage

AUGUST 2020 DEPARTURES (1500 - 2300)

AIRLINES	TOTAL DEPARTURES	FLIGHTS ON TIME (STD + 15 min)	FLIGHTS DELAYED (STD + MORE THAN 15 Min)	% ON TIME	% DELAYED	NUMBER OF FLIGHTS DELAYED DUE TO										TOTAL DEPARTURE DELAY	
						AIRLINES					AIRPORT		WEATHER		ATC		
						PASSENGER & BAGGAGE HANDLING (IATA CODES 11-18)	AIRCRAFT & RAMP HANDLING (IATA CODES 31-39)	TECHNICAL, AUTOMATED EQUIPMENT FAILURE (IATA CODES 41-48)	OPERATIONS, CREW (IATA CODES 61-69)	REACTIONARY REASONS (IATA CODES 91-96)	AIRPORT FACILITIES (IATA CODES 87,89)	IMMIGRATION, CUSTOMS, HEALTH (IATA CODE 86)	DESTINATION AIRPORT BELOW MINIMA (IATA CODE 72)	DEPARTURE AERODROME BELOW MINIMA (IATA CODE 71)	ATFM (IATA CODES 81-84)		
AI	52	49	3	94%	6%	0.00	0.00	2.00	0.00	1.00	0.00	0.00	0.00	0.00	0.00	0.00	3
G8	17	15	2	88%	12%	0.00	0.00	0.00	1.00	1.00	0.00	0.00	0.00	0.00	0.00	0.00	2
6E	226	221	5	98%	2%	0.00	0.00	1.00	0.00	3.00	0.00	1.00	0.00	0.00	0.00	0.00	5
I5	17	17	0	100%	0%	0.00	0.00	0.00	0.00	0.00	0.00	0.00	0.00	0.00	0.00	0.00	0
SG	24	24	0	100%	0%	0.00	0.00	0.00	0.00	0.00	0.00	0.00	0.00	0.00	0.00	0.00	0
UK	14	14	0	100%	0%	0.00	0.00	0.00	0.00	0.00	0.00	0.00	0.00	0.00	0.00	0.00	0
ZT	0	0	0	0%	0%	0.00	0.00	0.00	0.00	0.00	0.00	0.00	0.00	0.00	0.00	0.00	0
OG	6	4	2	67%	33%	0.00	0.00	0.00	0.00	2.00	0.00	0.00	0.00	0.00	0.00	0.00	2
	356	344	12	97%	3%												



AUGUST 2020 ARRIVALS (1500 - 2300)

AIRLINES	TOTAL ARRIVALS	FLIGHTS ON TIME (STA + 15 min)	FLIGHTS DELAYED (STA + MORE THAN 15 Min)	% ON TIME	% DELAYED	NUMBER OF FLIGHTS DELAYED DUE TO										TOTAL ARRIVAL DELAY	
						AIRLINES					AIRPORT		WEATHER		ATC		
						PASSENGER & BAGGAGE HANDLING (IATA CODES 11-18)	AIRCRAFT & RAMP HANDLING (IATA CODES 31-39)	TECHNICAL, AUTOMATED EQUIPMENT FAILURE (IATA CODES 41-48)	OPERATIONS, CREW (IATA CODES 61-69)	REACTIONARY REASONS (IATA CODES 91-96)	AIRPORT FACILITIES (IATA CODES 87,89)	AIRPORT SECURITY (IATA CODE 85)	DESTINATION AIRPORT BELOW MINIMA (IATA CODE 72)	DEPARTURE AERODROME BELOW MINIMA (IATA CODE 71)	ATFM (IATA CODES 81-84)		
AI	115	93	22	81%	19%	-	-	-	-	-	-	-	-	-	-	-	-
G8	110	100	10	91%	9%	-	-	-	-	-	-	-	-	-	-	-	-
6E	420	398	22	95%	5%	-	-	-	-	-	-	-	-	-	-	-	-
I5	22	22	0	100%	0%	-	-	-	-	-	-	-	-	-	-	-	-
SG	116	103	13	89%	11%	-	-	-	-	-	-	-	-	-	-	-	-
UK	99	93	6	94%	6%	-	-	-	-	-	-	-	-	-	-	-	-
ZT	0	0	0	0%	0%	-	-	-	-	-	-	-	-	-	-	-	-
OG	0	0	0	0%	0%	-	-	-	-	-	-	-	-	-	-	-	-
	882	809	73	92%	8%												



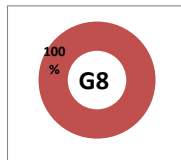
Delay Percentage

AUGUST 2020 DEPARTURES (2300 - 0300)

AIRLINES	TOTAL DEPARTURES	FLIGHTS ON TIME (STD + 15 min)	FLIGHTS DELAYED (STD + MORE THAN 15 Min)	% ON TIME	% DELAYED	NUMBER OF FLIGHTS DELAYED DUE TO										TOTAL DEPARTURE DELAY
						AIRLINES					AIRPORT		WEATHER		ATC	
						PASSENGER & BAGGAGE HANDLING (IATA CODES 11-18)	AIRCRAFT & RAMP HANDLING (IATA CODES 31-39)	TECHNICAL, AUTOMATED EQUIPMENT FAILURE (IATA CODES 41-48)	OPERATIONS, CREW (IATA CODES 61-69)	REACTIONARY REASONS (IATA CODES 91-96)	AIRPORT FACILITIES (IATA CODES 87,89)	IMMIGRATION, CUSTOMS, HEALTH (IATA CODE 86)	DESTINATION AIRPORT BELOW MINIMA (IATA CODE 72)	DEPARTURE AERODROME BELOW MINIMA (IATA CODE 71)	ATFM (IATA CODES 81-84)	
AI	0	0	0	0%	0%	0	0	0	0	0	0	0	0	0	0	0
G8	0	0	0	0%	0%	0	0	0	0	0	0	0	0	0	0	0
6E	0	0	0	0%	0%	0	0	0	0	0	0	0	0	0	0	0
I5	0	0	0	0%	0%	0	0	0	0	0	0	0	0	0	0	0
SG	0	0	0	0%	0%	0	0	0	0	0	0	0	0	0	0	0
UK	0	0	0	0%	0%	0	0	0	0	0	0	0	0	0	0	0
ZT	0	0	0	0%	0%	0	0	0	0	0	0	0	0	0	0	0
OG	0	0	0	0%	0%	0	0	0	0	0	0	0	0	0	0	0
	0	0	0	0%	0%											

AUGUST 2020 ARRIVALS (2300 - 0300)

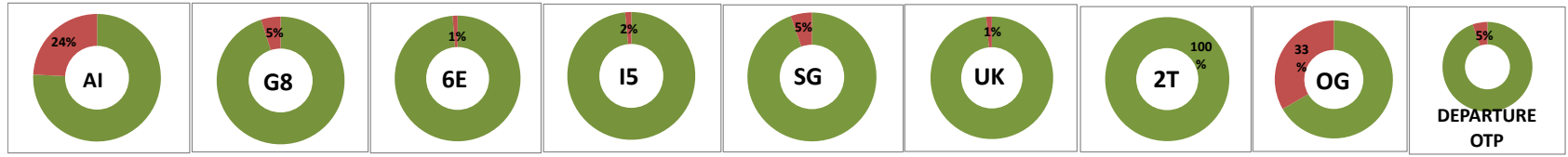
AIRLINES	TOTAL ARRIVALS	FLIGHTS ON TIME (STA + 15 min)	FLIGHTS DELAYED (STA + MORE THAN 15 Min)	% ON TIME	% DELAYED	NUMBER OF FLIGHTS DELAYED DUE TO										TOTAL ARRIVAL DELAY
						AIRLINES					AIRPORT		WEATHER		ATC	
						PASSENGER & BAGGAGE HANDLING (IATA CODES 11-18)	AIRCRAFT & RAMP HANDLING (IATA CODES 31-39)	TECHNICAL, AUTOMATED EQUIPMENT FAILURE (IATA CODES 41-48)	OPERATIONS, CREW (IATA CODES 61-69)	REACTIONARY REASONS (IATA CODES 91-96)	AIRPORT FACILITIES (IATA CODES 87,89)	AIRPORT SECURITY (IATA CODE 85)	DESTINATION AIRPORT BELOW MINIMA (IATA CODE 72)	DEPARTURE AERODROME BELOW MINIMA (IATA CODE 71)	ATFM (IATA CODES 81-84)	
AI	0	0	0	0%	0%	-	-	-	-	-	-	-	-	-	-	-
G8	1	0	1	0%	100%	-	-	-	-	-	-	-	-	-	-	-
6E	0	0	0	0%	0%	-	-	-	-	-	-	-	-	-	-	-
I5	0	0	0	0%	0%	-	-	-	-	-	-	-	-	-	-	-
SG	0	0	0	0%	0%	-	-	-	-	-	-	-	-	-	-	-
UK	0	0	0	0%	0%	-	-	-	-	-	-	-	-	-	-	-
ZT	0	0	0	0%	0%	-	-	-	-	-	-	-	-	-	-	-
OG	0	0	0	0%	0%	-	-	-	-	-	-	-	-	-	-	-
	1	0	1	0%	0%											



Delay Percentage

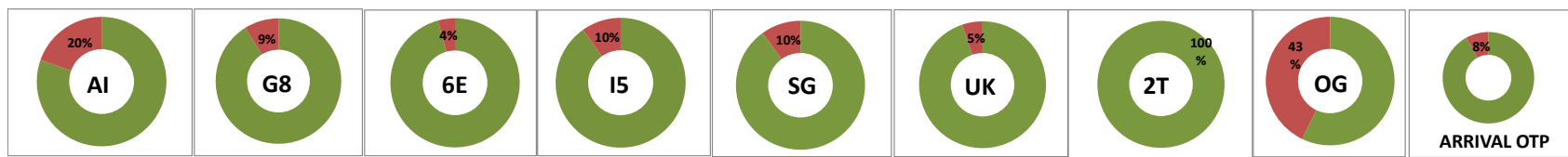
AUGUST 2020 DEPARTURES

AIRLINES	TOTAL DEPARTURES	FLIGHTS ON TIME (STD + 15 min)	FLIGHTS DELAYED (STD + MORE THAN 15 Min)	% ON TIME	% DELAYED	NUMBER OF FLIGHTS DELAYED DUE TO										TOTAL DEPARTURE DELAY
						AIRLINES					AIRPORT		WEATHER		ATC	
						PASSENGER & BAGGAGE HANDLING (IATA CODES 11-18)	AIRCRAFT & RAMP HANDLING (IATA CODES 31-39)	TECHNICAL, AUTOMATED EQUIPMENT FAILURE (IATA CODES 41-48)	OPERATIONS, CREW (IATA CODES 61-69)	REACTIONARY REASONS (IATA CODES 91-96)	AIRPORT FACILITIES (IATA CODES 87,89)	IMMIGRATION, CUSTOMS, HEALTH (IATA CODE 86)	DESTINATION AIRPORT BELOW MINIMA (IATA CODE 72)	DEPARTURE AERODROME BELOW MINIMA (IATA CODE 71)	ATFM (IATA CODES 81-84)	
AI	190	144	46	76%	24%	0.00	1.00	3.00	7.00	8.00	0.00	2.00	23.00	1.00	1.00	46
G8	161	153	8	95%	5%	0.00	0.00	0.00	5.00	3.00	0.00	0.00	0.00	0.00	0.00	8
6E	702	693	9	99%	1%	0.00	0.00	2.00	0.00	5.00	0.00	1.00	0.00	0.00	1.00	9
I5	64	63	1	98%	2%	0.00	0.00	0.00	0.00	1.00	0.00	0.00	0.00	0.00	0.00	1
SG	262	248	14	95%	5%	0.00	0.00	3.00	1.00	6.00	0.00	3.00	1.00	0.00	0.00	14
UK	134	132	2	99%	1%	0.00	0.00	1.00	1.00	0.00	0.00	0.00	0.00	0.00	0.00	2
2T	8	8	0	100%	0%	0.00	0.00	0.00	0.00	0.00	0.00	0.00	0.00	0.00	0.00	0
OG	6	4	2	67%	33%	0.00	0.00	0.00	0.00	2.00	0.00	0.00	0.00	0.00	0.00	2
	1527	1445	82	95%	5%											



AUGUST 2020 ARRIVALS

AIRLINES	TOTAL ARRIVALS	FLIGHTS ON TIME (STA + 15 min)	FLIGHTS DELAYED (STA + MORE THAN 15 Min)	% ON TIME	% DELAYED	NUMBER OF FLIGHTS DELAYED DUE TO										TOTAL ARRIVAL DELAY
						AIRLINES					AIRPORT		WEATHER		ATC	
						PASSENGER & BAGGAGE HANDLING (IATA CODES 11-18)	AIRCRAFT & RAMP HANDLING (IATA CODES 31-39)	TECHNICAL, AUTOMATED EQUIPMENT FAILURE (IATA CODES 41-48)	OPERATIONS, CREW (IATA CODES 61-69)	REACTIONARY REASONS (IATA CODES 91-96)	AIRPORT FACILITIES (IATA CODES 87,89)	IMMIGRATION, CUSTOMS, HEALTH (IATA CODE 86)	DESTINATION AIRPORT BELOW MINIMA (IATA CODE 72)	DEPARTURE AERODROME BELOW MINIMA (IATA CODE 71)	ATFM (IATA CODES 81-84)	
AI	184	148	36	80%	20%	-	-	-	-	-	-	-	-	-	-	-
G8	169	154	15	91%	9%	-	-	-	-	-	-	-	-	-	-	-
6E	701	671	30	96%	4%	-	-	-	-	-	-	-	-	-	-	-
I5	61	55	6	90%	10%	-	-	-	-	-	-	-	-	-	-	-
SG	261	235	26	90%	10%	-	-	-	-	-	-	-	-	-	-	-
UK	134	127	7	95%	5%	-	-	-	-	-	-	-	-	-	-	-
2T	8	8	0	100%	0%	-	-	-	-	-	-	-	-	-	-	-
OG	7	4	3	57%	43%	-	-	-	-	-	-	-	-	-	-	-
	1525	1402	123	92%	8%											



Delay Percentage